

applies to momentum: Often one endeavors to have electrons in the form of a well-defined beam, that is, a beam in which the directions of the momenta of the individual electrons are as uniform as possible. A swarm of electrons with arbitrary momentum directions would, for example, be unsuitable for bombarding a target. For quite analogous reasons, it is important in the investigation of the large number of spin-dependent processes that occur in physics to have electrons available in well-defined spin states. Thus one is not obliged to average over all possibilities that may arise from different spin directions, thereby losing valuable information. One can rather investigate the individual possibilities separately.

This somewhat general statement will be substantiated in later chapters. Numerous other reasons for investigations with polarized electrons will then become clear, such as the possibility of obtaining a better understanding of the structure of magnetic substances or of atomic interactions, or the goal of determining precisely the magnetic moment of the electron.

1.2 Why Conventional Polarization Filters Do Not Work with Electrons

Conventional spin filters, the prototype of which is the Stern-Gerlach magnet, do not work with free electrons. This is because a Lorentz force which does not appear with neutral atoms arises in the Stern-Gerlach magnet. This, combined with the uncertainty principle, prevents the separation of spin-up and spin-down electrons.

When Malus in 1808 looked through a calcite crystal at the light reflected from a windowpane of the Palais Luxembourg, he detected the polarization of light. When Stern and Gerlach in 1921 sent an atomic beam through an inhomogeneous magnetic field they detected the polarization of atoms. Numerous exciting experiments with polarized light or polarized atoms have been made since these early discoveries. However, experiments of comparable quality with polarized electrons have been possible only in the past two decades.

This is not accidental; the reason can be easily given. Polarized light can be produced from unpolarized light by sending it through a polarizer which eliminates one of the two basic directions of polarization. One therefore loses a factor of 2 in intensity. Similarly, a polarized atomic beam can be produced by sending an unpolarized atomic beam through a spin filter. If, for example, an alkali atomic beam passes through a Stern-Gerlach magnet, it splits into two beams with opposite spin directions of the valence electrons. One can eliminate one of these beams and thus again have a polarized beam with an intensity loss of a factor of 2.

This procedure does not work with electrons. It is fundamentally impossible to polarize free electrons with the use of a Stern-Gerlach experiment as can be seen in the following [1.1].

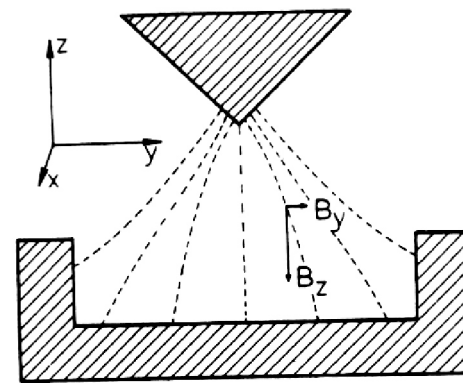


Fig. 1.2. Stern-Gerlach experiment with free electrons

In Fig. 1.2 the electron beam passes through the middle of the magnetic field in a direction perpendicular to the plane of the diagram (velocity $v = v_x$). The spins align parallel or antiparallel to the magnetic field and the electrons experience a deflecting force in the inhomogeneous field. In the plane of symmetry the force that tends to split the beam is

$$F = \pm \mu \frac{\partial B_z}{\partial z}, \quad (1.1)$$

where μ is the magnetic moment of the electrons. In addition, the electrons experience a Lorentz force due to their electric charge. Its component in the y direction, caused by the magnetic field component B_z , produces a right-hand shift of the image that could be detected by a photographic plate. As the electron beam has a certain width, it is also affected by the field component B_y , which exists outside the symmetry plane. The component of the Lorentz force $F_L = (e/c)v_x B_y$, caused by B_y , deflects the electrons upwards if they are to the right of the symmetry plane and downwards if they are to the left of it. This causes a tilting of the traces on the photographic plate as is shown schematically in Fig. 1.3.

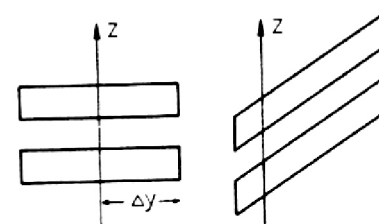


Fig. 1.3. Deflection of uncharged (left-hand side) and charged (right-hand side) particles with spin 1/2 in Stern-Gerlach field

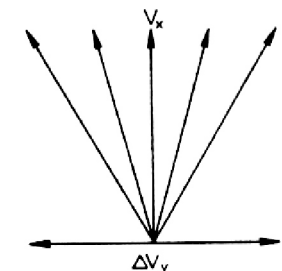


Fig. 1.4. Transverse beam spread

Even in “thought” (Gedanken) experiments we must not consider an infinitely narrow beam, since the uncertainty principle must be taken into account, i.e., $\Delta y \cdot m\Delta v_y \approx h$. Because we want to work with a reasonable beam, the uncertainty of the velocity in the y direction Δv_y must be small compared to v_x (see Fig. 1.4). From this, together with the uncertainty relation given above, it follows that $h/m\Delta y \ll v_x$, or with $\lambda = h/mv_x$ (de Broglie wavelength)

$$\lambda \ll \Delta y; \quad (1.2)$$

correspondingly one has $\lambda \ll \Delta z$.

Nevertheless, to be able to draw Fig. 1.5 clearly, we assume for now that we can have a beam whose spread in the z direction, in which we hope to obtain the splitting, is smaller than the de Broglie wavelength. Let us consider two points A' and B for which the y coordinate differs by λ . This is always possible since the beam width Δy is much greater than λ . As λ is small compared to the macroscopic dimensions of the field, the Taylor expansion

$$B_y(y + \lambda) = B_y(y) + \lambda \frac{\partial B_y}{\partial y}(y) \quad (1.3)$$

is, to a good approximation, valid. This means that the Lorentz force experienced by the electrons arriving at A' has always been larger by about $\Delta F_L = (e/c)v_x \lambda (\partial B_y / \partial y)$ than that experienced by the electrons arriving at B .

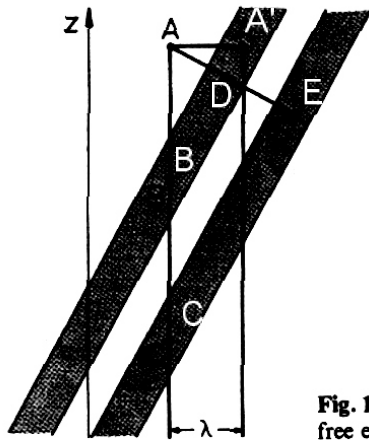


Fig. 1.5. Impossibility of the Stern-Gerlach experiment with free electrons

Thus A' is higher than B by an amount AB shown in Fig. 1.5. We can easily compare this distance with the splitting BC caused by the force F from (1.1). Since AB and BC are proportional to the respective forces applied, one obtains

$$\frac{AB}{BC} = \frac{\Delta F_L}{2F} = \frac{(e/c)v_x \lambda (\partial B_y / \partial z)}{2(e\hbar/2mc)(\partial B_x / \partial z)} = \frac{2\pi\lambda}{\lambda} = 2\pi, \quad (1.4)$$

where use has been made of $\text{div } \mathbf{B} = 0$, or $\partial B_y / \partial y = -\partial B_x / \partial z$. This means that the tilting of the traces is very large: AB is much larger than the splitting BC , although $A'A$ is as small as λ . This has the following consequences:

If AE is the perpendicular from A to the traces, then, because $AB > BC$, AD is greater than DE . On the other hand, AD is smaller than the hypotenuse $AA' = \lambda$ of the right triangle ADA' ; hence DE , the distance between the centers of the traces, is such that $DE < AD < \lambda$. This means that this distance is smaller than the width of either of the traces, which we have shown is considerably larger than λ in every direction. Consequently, no splitting into traces with opposing spin directions can be observed. The uncertainty principle, together with the Lorentz force, prevents spin-up and spin-down electrons from being separated by a macroscopic field of the Stern-Gerlach type. The most one could expect would be a slight imbalance of the spin directions at the edges of the beam.

Attempts have frequently been made to disprove the above argument, originating from Bohr and Pauli, that a Stern-Gerlach type experiment is impossible with electrons (see [1.2]). Such attempts have the same challenge as “thought” experiments for constructing perpetual-motion machines. However, all suggestions for modifying the experiment so that it would work have failed. We shall, however, see at the end of the book that it is not, in principle, impossible to obtain different populations of spin-up and spin-down states of free electrons with the aid of macroscopic fields. Selection of spin states may, for instance, be performed by trapping electrons in suitable inhomogeneous magnetic fields (cf. end of Sect. 8.3).

Since the most direct method, the Stern-Gerlach filter, fails, one had to find other ways of producing polarized free electrons. Scattering of unpolarized electrons by heavy atoms, for example, yields highly polarized electrons. In this way, however, one does not lose only a factor of 2, as with a conventional polarization filter, but a factor of 10^4 to 10^7 , depending on how high a polarization one wants. As we shall see later, there are methods other than scattering, but they have in common the fact that they yield only moderate intensities. Nobody has yet found a spin filter for electrons that reduces the intensity by just a factor of 2.

For a polarization experiment one also needs an analyzer for the polarization. Here we have the same situation. If the transmission axis of an optical analyzer is parallel to the polarization, a totally polarized light beam passes through the analyzer without loss of intensity. Similarly, if one uses a spin filter of the Stern-Gerlach type as an analyzer, a totally polarized atomic beam passes through without appreciable loss of intensity, if the direction of its polarization is parallel to the analyzing direction. With electrons, however, one cannot use such a spin filter as an analyzer for the same reason one cannot use it as a polarizer. One must use some spin-dependent collision process, usually electron scattering, where one again loses several orders of magnitude in intensity.

Since one needs a polarizer as well as an analyzer for a polarization experiment, the two factors together easily make an intensity reduction of a factor of 10^6 or more in an electron-polarization experiment. If we compare this